

16-17

**BUNDELKHAND INSTITUTE OF ENGINEERING AND TECHNOLOGY**  
KANPUR ROAD, JHANSI  
BALANCE SHEET AS ON 31-MARCH-2017


LIABILITIES		AMOUNT	ASSETS		AMOUNT
Capital Account			Fixed Assets		
CAPITAL FUND			(As Per Annexure-A)		50,61,95,201.62
GRANT IN AID (CAPITAL) A/C	47,63,91,029.95		Investments (FDR)		
TYPE 3 RESIDENCE			FDR A/C		
ROAD MAINTENANCE	66,71,000.00		FDR/CBI (19922) CASH CHEST SEC.	90,00,000.00	
ELECTRICAL MAINTENANCE	90,29,000.00		FDR/CBI (398210) BH EL 29-11-2010	11,491.00	
HOSTEL (144 SEATED)	1,06,85,000.00		FDR/CBI (398211) RKSM 22-09-2010	22,000.00	
WI-FI FACILITIES	6,46,31,000.00		FDR (DT 01-10-2015)	28,000.00	
HOSTEL AICTE	15,00,000.00		FDR(GUZ002514)PNB DT 30.09.14 TO 30.08.17	2,70,00,000.00	
	20,00,000.00		FDR (PNB) 21-08-2011	2,00,00,000.00	
	<u>9,45,16,000.00</u>	57,09,07,029.95	FDR (PNB) 30-10-2012	1,50,00,000.00	
			NET TEQIP ASSETS	2,50,00,000.00	
TEQIP-II				1,53,42,473.30	11,14,03,964.30
Capital Fund	1,53,42,473.30	1,53,42,473.30			
Reserve & Surplus			Current Assets		
Opening Balance	15,64,69,518.51		Loans & Advances (Asset)		
Add: Current Year Surplus	(2,24,44,700.29)	13,40,24,818.22	SUNDRY DEBTORS	1,04,500.00	
			ELECTRICITY SECURITY	750.00	
			SECURITY MONEY A/C	3,23,070.00	
Current Liabilities & Provisions			STAFF WELFARE	20,090.00	
ACCREDITION ACCOUNT	9,00,000.00		TEQIP A/C	13,25,319.30	
A MULTI OBJECT. SUPP.A/C.	55,838.00		TEQIP-II A/C	22,397.00	
BANK LOAN A/C	10,823.00		U.P. SEAT -2015 A/C	39,55,247.00	
BHEL SCHOLARSHIP	12,000.00		GPF ADV A/C	8,45,102.00	
BIHAR MINORITY SCHOLARSHIP A/C	40,000.00			30,000.00	66,26,475.30
BOUNDRY WALL COMPENSATION	1,72,403.00		Bank Accounts		
BUNDELA SCHOLARSHIP	10,000.00		(As Per Annexure-E)		
CAUTION MONEY A/C	15,000.00		CENTRAL BANK-1643008740	8,14,35,169.91	
CMC SECURITY	500.00		CENTRAL BANK-1643010782 (1515)	40,03,992.00	
CIVIL ENGG TRAINING A/C	11,677.00		P.N.B. A/C - 4602002100001185	<u>1,29,60,662.00</u>	9,83,99,813.91
CPMT 2012	51,200.00				
C.S.I.R. A/C. (CIVIL)	66,086.50		CASH IN HAND		
DISK EXPS	13,641.00			87,342.00	87,342.00
EARNEST MONEY A/C	6,68,507.00				
GIS A/C	3,200.00				
GPF A/C	45,500.00				
IGNOU	27,500.00				
INCOME TAX	1,129.00				
LIBRARY SECURITY	1,000.00				
LIC OF INDIA	943.00				
MEDAL	10,000.00				
MERIT SCHOLARSHIP	38,900.00				
MESS BILLS	4,608.00				
NATIONAL HANDICAPPED SCHOLARSHIP A/C	43,676.00				
NSC A/C	21,705.00				
PMKVY TI A/C	14,580.00				
RKSM SCHOLARSHIP A/C.	31,337.18				
SCRUTINY FEE A/C	13,200.00				
SECURITY A/C.	9,550.00				
TELEPHONE SECURITY	7,550.00				
TRADE TAX	19.00				
UNIVERSITY REFRESHER COURSE	91,845.00				
UNIVERSITY REMUNERATION	11,180.00				
PROVISION FOR CA AUDIT FEES	35,400.00	24,38,475.68			
		<u>72,27,12,797.13</u>			<u>72,27,12,797.13</u>

As per our Audit Report annexed

Date: 30/09/2017  
Place Jhansi

For U N Modi & Company  
Chartered Accountants

*U N Modi*  
CA UTSAV MODI  
Partner



*victy*  
For BUNDELKHAND INSTITUTE OF  
ENGINEERING AND TECHNOLOGY

Bundelkhand Institute of Engineering & Technology  
JHANSI-284128

Director

*Sujit*  
FINANCE & ACCOUNTS OFFICER  
Bundelkhand Institute of Engineering & Technology  
JHANSI-284128


**BUNDELKHAND INSTITUTE OF ENGINEERING AND TECHNOLOGY**  
**KANPUR ROAD, JHANSI**  
**INCOME AND EXPENDITURE ACCOUNT FOR YEAR ENDING 31-MAR-2017**

EXPENDITURE	AMOUNT	INCOME	AMOUNT
ADVERTISMENT A/C	21,55,400.00	BACK PAPER FEES A/C	2,23,500.00
BANK CHARGES A/C	3,879.00	APPLICATION FORM FEE A/C	84,010.00
CA AUDIT FEES	1,02,100.00	GRANT IN AID A/C	3,98,43,000.00
CAMPUS SECURITY A/C	34,62,133.00	GUEST HOUSE CHARGES A/C	93,000.00
CIVIL MAINTENANCE A/C	17,84,648.00	HRA (HOUSE RENT) A/C	3,64,683.00
CONVEYANCE	44,575.00	I CARD FEES A/C	1,100.00
D.O.C. A/C	5,22,540.00	INTEREST FROM BANK A/C	48,28,753.00
ELECTRICAL MAINTENANCE A/C	25,71,199.00	MIDR SCHOLARSHIP A/C	3,195.00
ELECTRICITY CHARGES A/C	1,33,43,379.00	OTHER RECEIPTS A/C	1,15,177.00
EMPLOYEES UNIFORM A/C	23,120.00	REGISTRATION FEE A/C	11,34,77,884.20
EXAM EXPS A/C	36,22,577.00	SCRUTINY FEES A/C	1,79,500.00
HONORARIUM A/C	2,29,700.00	TENDER FORM FEES A/C	2,000.00
HORTICULTURE A/C	14,72,750.00	WATER CHARGE A/C	10,418.00
HOSTEL MAINT A/C	2,91,260.00		
HOUSE TAX CHARGE A/C	4,89,739.00		
INTERNET MAINTENANCE A/C	8,34,480.00		
LEGAL FEE A/C	62,318.00		
LIBRARY EXPENSES A/C	2,62,281.00		
MEDICAL EXPENSES A/C	5,63,964.00		
OFFICE CONTINGENCY	28,82,420.00		
POSTAGE & TELEGRAM A/C	9,666.00		
PRINTING & STATIONERY A/C	63,336.00		
SALARY TO GUEST FACULTY A/C	1,26,06,098.00		
SALARY TO STAFF A/C	8,07,34,917.00		
SEMINAR & CONFERENCE A/C	4,696.00		
STUDENT ACTIVITIES A/C	9,22,255.00		
TELEPHONE CHARGES A/C	93,368.00		
TRAINING & PLACEMENT A/C	68,942.00		
TRAVELLING ALLOWANCES A/C	2,61,727.00		
UP KEEP OF CAMPUS A/C	5,11,818.00		
UP SEE-2016A/C	44,500.00		
VEHICLE MAINTENANCE A/C	5,50,668.00		
	13,05,96,453.00		
DEPRECIATION	5,10,54,467.49		
Excess of Income over Expenditure	(2,24,44,700.29)		
	15,92,06,220.20		15,92,06,220.20

As per our Audit Report annexed

Date: 30/09/2017  
Place Jhansi

For U N Modi & Company  
Chartered Accountants  
*U.N. Modi*  
CA UTSAV MODI  
Partner



*VILLZ*

**DIRECTOR**  
Bundelkhand Institute of Engineering & Technology  
For BUNDELKHAND INSTITUTE OF ENGINEERING AND TECHNOLOGY  
JHANSI-284128

Director

*Sajeev*

**FINANCE & ACCOUNTS OFFICER**  
Bundelkhand Institute of Engineering & Technology  
JHANSI-284128

**BUNDELKHAND INSTITUTE OF ENGINEERING AND TECHNOLOGY**  
**KANPUR ROAD, JHANSI**  
**RECEIPTS AND PAYMENTS ACCOUNT FOR THE YEAR ENDING 31-MAR-2017**

RECEIPT		AMOUNT Rs.	PAYMENT		AMOUNTS Rs.
TO OPENING CASH BALANCE			BY	ADVERTISEMENT EXPS A/C.	2155400.00
TO CASH IN HAND	31,799.00	31,799.00	BY	BANK CHARGE A/C.	3879.00
TO OPENING BANK BALANCES			BY	CA AUDIT FEES	66700.00
TO CENTRAL BANK-1643008740	9,22,29,144.71		BY	CAMPUS SECURITY A/C.	3462133.00
TO CENTRAL BANK-1643010782 (1515)	38,10,139.00		BY	CIVIL MAINT. A/C.	1687097.00
TO P.N.B. A/C - 4602002100001185	1,22,81,002.00	10,83,20,285.71	BY	CONVEYANCE A/C.	44575.00
TO CAPITAL ACCOUNT			BY	DOC A/C.	490907.00
TO CAPITAL FUND A/C	2,98,85,000.00	2,98,85,000.00	BY	ELECTRICAL MAINT. A/C.	2571199.00
TO INDIRECT INCOMES			BY	ELECTRICITY CHARGE A/C.	13343379.00
TO APPLICATION FORM FEES A/C	64,010.00		BY	EMPLOYEES UNIFORM A/C.	23120.00
TO BACK PAPER FEE A/C	2,23,500.00		BY	EXAM EXPS A/C.	3310286.00
TO BANK INTEREST A/C	48,28,753.00		BY	HONORARIUM A/C.	229700.00
TO GRANT IN AID A/C	3,98,43,000.00		BY	HORTICULTURE A/C.	1472750.00
TO GUEST HOUSE CHARGE A/C	93,000.00		BY	HOSTEL MAINT. A/C.	291260.00
TO HOME RENT A/C	3,64,683.00		BY	HOUSE TAX CHARGE A/C.	489739.00
TO I CARD FEES	1,100.00		BY	INTERNET MAINT. A/C.	634480.00
TO OTHER REC A/C	1,15,177.00		BY	LEGAL EXPS A/C.	62318.00
TO REGISTRATION FEES A/C	11,34,77,884.20		BY	LIBRARY EXPS A/C.	262281.90
TO SCRUTINY A/C	1,79,500.00		BY	MEDICAL EXPS A/C.	563964.00
TO TENDER INCOME A/C	2,000.00		BY	OFFICE CONTAINGENCY A/C.	2856720.00
TO WATER CHARGE A/C	10,418.00		BY	POSTAGE & TELEGRAM A/C.	9666.00
TO MIDR SCHOLARSHIP A/C	3,195.00	15,92,06,220.20	BY	PRINTING & STATIONARY A/C.	63336.00
TO CURRENT LIABILITIES			BY	SALARY TO GUEST FACULTY A/C.	12606098.00
TO BIHAR MINORITY SCHOLARSHIP	40,000.00		BY	SALARY TO STAFF A/C.	79909256.00
TO CAUTION MONEY A/C.	15,000.00		BY	SEMINAR & CONFERENCE A/C.	4696.00
TO G.I.S. A/C.	3,200.00		BY	STUDENTS ACTIVITIES A/C.	912955.00
TO INCOME TAX FIRM A/C.	1,995.00		BY	TELEPHONE CHARGE A/C.	93368.00
TO P.M.K.V.Y. -TI A/C.	14,580.00	74,775.00	BY	TRAINING & PLACEMENT A/C.	68942.00
TO CURRENT ASSETS (ASSET)			BY	TRAVELLING ALLOWANCE A/C.	261727.00
TO ACCREDITATION A/C	9,00,000.00	9,00,000.00	BY	UP KEEP OF CAMPUS A/C.	511818.00
			BY	UP SEE-2016 A/C.	44500.00
			BY	VEHICLE MAINT. A/C.	317819.00
					12,90,26,068.00
			BY	CURRENT LIABILITIES	
			BY	CAUTION MONEY A/C	30,720.00
			BY	GPF A/C	5,88,722.00
			BY	GPF ADV A/C	30,000.00
			BY	INCOME TAX SALARY A/C	750.00
			BY	N.P.S A/C	1,91,439.00
			BY	PROVISION FOR ITR FILLING FEES A/C.	19,500.00
					8,61,131.00
			BY	CURRENT ASSETS (ASSET)	
			BY	TEQIP-II A/C	39,73,247.00
			BY	LOANS & ADVANCES	14,32,985.00
			BY	SUNDRY DEBTORS	750.00
					54,06,982.00
			BY	INVESTMENT	
			BY	FDR (DT 01-10-2015)	90,00,000.00
					90,00,000.00
			BY	FIXED ASSETS PURCHASE	
			BY	BOYS HOSTEL (144 SEATED) A/C.	2,09,29,000.00
			BY	EQUIPMENT A/C.	38,77,764.00
			BY	FURNITURE A/C.	6,74,705.00
			BY	LAND ACQUISITION A/C.	28,50,632.00
			BY	P.G. HOSTEL	14,48,000.00
			BY	SUB STATION ELE. MAINTT. A/C.	1,06,85,000.00
			BY	UTENSIL & CROKERY A/C.	84,042.00
			BY	ASSETS (UP SEAT)	81,28,000.00
			BY	OTHER ASSETES	9,57,800.00
			BY	PHASE-I WORK	60,04,000.00
					5,56,36,743.00
			BY	CLOSING BANK BALANCES	
			BY	CENTRAL BANK-1643008740	8,14,35,159.91
			BY	CENTRAL BANK-1643010782 (1515)	40,03,992.00
			BY	P.N.B. A/C - 4602002100001185	1,29,60,662.00
					9,83,99,813.91
			BY	CLOSING CASH BALANCE	
			BY	CASH IN HAND	87,342.00
					87,342.00
<b>TOTAL</b>		<b>29,84,18,079.91</b>	<b>TOTAL</b>		<b>29,84,18,079.91</b>


As per our Audit Report annexed

Date: 30/09/2017  
Place Jhansi

For U N Modi & Company  
Chartered Accountants  
**CA UTSAV MODI**  
Partner

For BUNDELKHAND INSTITUTE OF ENGINEERING AND TECHNOLOGY  
**DIRECTOR**  
Bundelkhand Institute of Engineering & Technology  
JHANSI-284128  
Director

**FINANCE & ACCOUNTS OFFICER**  
Bundelkhand Institute of Engineering & Technology  
JHANSI-284128



*[Handwritten signature]*

**BUNDELKHAND INSTITUTE OF ENGINEERING AND TECHNOLOGY**  
**KANPUR ROAD, JHANSI**  
**ANNEXURE "A" OF FIXED ASSET AS ON 31-MAR-2017**

S. No.	Particulars	Category	Rate	Opening Balance	Addition More than 180 days	Addition Less than 180 days	Sale/ Disposal	Total	Dep.	Cl. Balance	
1	<b>PHASE-I WORK</b>										
	BOUNDARY WALL	Building	10%	29,47,590.00	-	-	-	29,47,590.00	2,94,759.00	26,52,831.00	
	CONST. OF MAIN GATE	Building	10%	20,64,690.00	-	-	-	20,64,690.00	2,06,469.00	18,58,221.00	
	EXTERNAL DEVELOPMENT	Building	10%	13,07,340.00	-	-	-	13,07,340.00	1,30,734.00	11,76,606.00	
	SAKET BHAWAN	Building	10%	55,87,380.00	-	-	-	55,87,380.00	5,58,738.00	50,28,642.00	
	TYPE-4A	Building	10%	21,87,000.00	-	-	-	21,87,000.00	2,18,700.00	19,68,300.00	
	TYPE-5(DIRECTOR RESIDENCE)	Building	10%	3,92,040.00	-	-	-	3,92,040.00	39,204.00	3,52,836.00	
	TYPE-I	Building	10%	1,68,480.00	-	-	-	1,68,480.00	16,848.00	1,51,632.00	
	TYPE-II	Building	10%	3,37,770.00	-	-	-	3,37,770.00	33,777.00	3,03,993.00	
	TYPE-III	Building	10%	4,63,320.00	-	60,04,000.00	-	64,67,320.00	3,46,532.00	61,20,788.00	
	TUBE WELL-1	Building	10%	13,27,590.00	-	-	-	13,27,590.00	1,32,759.00	11,94,831.00	
WORK SHOP	Building	10%	69,00,390.00	-	-	-	69,00,390.00	6,90,039.00	62,10,351.00		
<b>TOTAL</b>			<b>2,36,83,590.00</b>	-	<b>60,04,000.00</b>	-	<b>2,96,87,590.00</b>	<b>26,68,559.00</b>	<b>2,70,19,031.00</b>		
2	<b>ASSETS (UP SEAT)</b>										
	FURNITURE (UP SEAT)	Furniture & Fitting	10%	23,07,728.07	-	-	-	23,07,728.07	2,30,772.81	20,76,955.26	
	ROAD CONSTRUCTION	Building	10%	49,85,086.40	-	-	-	49,85,086.40	9,04,809.64	40,80,276.76	
	EQUIPMENTS	Plant & Machinery	15%	71,04,359.12	-	81,26,000.00	-	1,52,30,359.12	10,65,653.87	60,38,705.25	
	EXTERNAL ELECTRIFICATIONS	Furniture & Fitting	10%	75,895.38	-	-	-	75,895.38	7,589.54	68,305.84	
	HARTICULTURE TANK	Building	10%	38,206.08	-	-	-	38,206.08	3,820.61	34,385.47	
	INTERNET(INSTITUTE SAVING)	Plant & Machinery	15%	7,22,500.00	-	-	-	7,22,500.00	1,08,375.00	6,14,125.00	
	INTERNET SYSTEM	Plant & Machinery	15%	13,65,624.71	-	-	-	13,65,624.71	2,04,843.71	11,60,781.00	
	<b>TOTAL</b>			<b>1,65,99,408.76</b>	-	<b>81,26,000.00</b>	-	<b>2,47,25,408.76</b>	<b>25,25,865.17</b>	<b>2,21,99,543.59</b>	
	3	<b>OTHER ASSETS</b>									
		ACCREDITATION ACCOUNTS	Plant & Machinery	15%	1,80,625.00	-	-	-	1,80,625.00	27,093.75	1,53,531.25
BUS GARAGE		Building	10%	4,47,120.00	-	-	-	4,47,120.00	44,712.00	4,02,408.00	
CAD CAM LAB		Plant & Machinery	15%	20,29,127.17	-	-	-	20,29,127.17	3,04,369.08	17,24,758.09	
CIVIL ENGG. COMP GRAPHIC		Plant & Machinery	15%	8,56,052.68	-	-	-	8,56,052.68	1,28,407.90	7,27,644.78	
COMPOSITE OF LINER		Plant & Machinery	15%	1,640.08	-	-	-	1,640.08	246.01	1,394.07	
COMPUTER		Computer	60%	3,17,560.00	-	-	-	3,17,560.00	1,90,536.00	1,27,024.00	
CREATION OF FIBRE OPTICS		Plant & Machinery	15%	7,21,064.72	-	-	-	7,21,064.72	1,08,159.71	6,12,905.01	
DEVELOPMENT OF NEW APP.		Plant & Machinery	15%	2,04,464.61	-	-	-	2,04,464.61	30,669.69	1,73,794.92	
DIGITAL EPABX SYSTEMS		Plant & Machinery	15%	27,44,746.43	-	-	-	27,44,746.43	4,11,711.96	23,33,034.47	
ENERGY PARK		Plant & Machinery	15%	5,285.20	-	-	-	5,285.20	794.28	4,500.92	
EPABX		Plant & Machinery	15%	92,905.20	-	-	-	92,905.20	13,935.78	78,969.42	
EXTERNAL ELECTRIFICATIONS		Building	10%	96,64,799.15	-	-	-	96,64,799.15	9,66,479.92	86,98,319.24	
FAX		Plant & Machinery	15%	30,345.00	-	-	-	30,345.00	4,551.75	25,793.25	
FLUID LAB		Plant & Machinery	15%	3,991.81	-	-	-	3,991.81	598.77	3,393.04	
GUEST HOUSE		Furniture & Fitting	10%	69,52,073.23	-	-	-	69,52,073.23	6,95,207.32	62,56,865.91	
GYM/STUDENT ACTIVITY CENTRE		Building	10%	93,09,534.12	-	-	-	93,09,534.12	9,30,953.41	83,78,580.71	
HOSTEL GENSET		Building	10%	2,17,84,140.00	-	-	-	2,17,84,140.00	21,78,414.00	1,96,05,726.00	
LAB. EQUIPMENT		Plant & Machinery	15%	18,28,409.08	-	-	-	18,28,409.08	2,74,281.36	15,54,147.72	
LAB FURNISHING		Furniture & Fitting	10%	2,59,38,479.93	-	-	-	2,59,38,479.93	36,90,771.99	2,20,47,707.94	
LAND		Land	0%	7,29,000.00	-	-	-	7,29,000.00	72,900.00	6,56,100.00	
MOBILE PHONE		Computer	60%	1,07,18,993.35	-	-	-	1,07,18,993.35	1,07,18,993.35	0.00	
MOD. DEV. OF PRODEGATION		Plant & Machinery	15%	1,520.00	-	-	-	1,520.00	912.00	608.00	
MOD. DEV. OF SERVER		Plant & Machinery	15%	59,739.91	-	-	-	59,739.91	8,960.99	50,778.92	
MODERN OF CONCREET		Building	10%	7,80,433.61	-	-	-	7,80,433.61	1,17,065.04	6,63,368.57	
NEDA PARK		Building	10%	15,30,029.46	-	-	-	15,30,029.46	1,53,002.95	13,77,026.51	
PROCESS MODELING		Plant & Machinery	15%	5,70,156.57	-	-	-	5,70,156.57	57,015.66	5,13,140.91	
REMOTE SENSING		Plant & Machinery	15%	9,70,165.78	-	-	-	9,70,165.78	1,45,524.87	8,24,640.91	
SAC CONSTT.		Plant & Machinery	15%	3,49,832.33	-	-	-	3,49,832.33	52,474.85	2,97,357.48	
SURVEY LAB		Plant & Machinery	15%	2,46,372.50	-	-	-	2,46,372.50	36,955.88	2,09,416.63	
TAPE TEE & DEPTT.		Building	10%	11,65,866.46	-	-	-	11,65,866.46	1,16,588.65	10,49,277.81	
WATER PIPELINE		Plant & Machinery	15%	2,52,877.89	-	-	-	2,52,877.89	37,931.68	2,14,946.21	
<b>TOTAL</b>				<b>2,15,604.99</b>	-	<b>9,57,600.00</b>	-	<b>11,73,204.99</b>	<b>1,10,70,647.74</b>	<b>9,05,89,938.52</b>	

