




BUNDELKHAND INSTITUTE OF ENGINEERING AND TECHNOLOGY
KANPUR ROAD, JHANSI
BALANCE SHEET
AS ON 31.03.2018

<u>PARTICULARS</u>	<u>AMOUNT</u>	<u>PARTICULARS</u>	<u>AMOUNT</u>
CAPITAL ACCOUNT	77,15,96,771.57	FIXED ASSETS	53,48,89,426.31
CURRENT LIABILITIES	30,96,503.66	INVESTMENT	19,63,44,599.00
		CURRENT ASSETS	
		Sundry Debtors	32,214.00
		Cash-in-hand	58,645.00
		Bank Accounts	4,07,96,162.62
		ADV. TO STAFF A/C.	33,500.00
		ELECTRICITY SECURITY	3,23,070.00
		SECURITY MONEY A/C.	20,090.00
		STAFF WELFARE	13,25,319.30
		SUNDRY DEBTORS	750.00
		TEQIP A/C.	22,397.00
		TEQIP-II	2,000.00
		UP SEAT -2015 A/C.	8,45,102.00
	77,46,93,275.23		77,46,93,275.23

As per our Audit Report annexed

For U N Modi & Company
 Chartered Accountants


CA AJAY K MODI
 Partner



For **BUNDELKHAND INSTITUTE OF ENGINEERING AND TECHNOLOGY**
DIRECTOR

Bundelkhand Institute of Engineering & Technology
 JHANSI-284128



Director



 Finance & Accounts Office
B.I.E.T., JHANSI



BUNDELKHAND INSTITUTE OF ENGINEERING AND TECHNOLOGY
KANPUR ROAD, JHANSI
INCOME AND EXPENDITURE ACCOUNT
FOR THE YEAR ENDED 31.03.2018

<u>PARTICULARS</u>	<u>AMOUNT</u>	<u>PARTICULARS</u>	<u>AMOUNT</u>
SALARY TO STAFF A/C.	9,72,20,545.00	REGISTRATION FEES A/C.	10,69,05,696.00
ELECTRICITY CHARGE A/C.	1,47,06,626.00	GRANT IN AID A/C.	4,80,87,000.00
SALARY TO GUEST FACULTY A/C.	1,24,67,550.00	CONSULTANCY FEES	90,61,975.00
STAFF TO INCENTIVE	92,28,958.00	INTEREST INCOME A/C.	60,29,739.00
CAMPUS SECURITY A/C.	32,96,729.00	APPLIACTION FORM FEES A/C.	5,94,050.00
EXAM EXPS A/C.	27,88,410.00	HRA (HOME RENT A/C.)	3,69,870.00
ELECTRICAL MAINT. A/C.	26,73,908.00	TENDER FORM FEES A/C.	2,36,842.00
OFFICE CONTAINGENCY A/C.	23,64,890.00	OTHER RECEIPTS A/C.	1,46,092.00
ADVERTISEMENT EXPS A/C.	18,17,684.00	GUEST HOUSE CHARGE A/C.	1,18,000.00
Fees Paid to AKTU	15,88,100.00	BACK PAPER FEES A/C.	1,07,500.00
CIVIL MAINT. A/C.	15,73,977.00	SCRUTINY FEES A/C.	87,200.00
HORTICULTURE A/C.	14,69,727.00	WATER CHARGE A/C.	10,374.00
STUDENTS ACTIVITIES A/C.	9,97,120.00	M.I.D.R. SCHOLARSHIP A/C.	1,065.00
GST Exp.	10,51,544.00	ICARD FEES A/C.	800.00
ROAD MAINTT. A/C.	9,03,000.00		
UP KEEPS OF CAMPUS A/C.	6,26,498.00		
MEDICAL EXPS A/C.	6,70,762.00		
LEGAL EXPS A/C.	5,18,400.00		
INTERNET MAINT. A/C.	4,55,189.00		
LIBRARY EXPS A/C.	4,19,114.00		
MAINTT. OF VEHICLE A/C.	4,22,900.00		
POL A/C.	3,50,118.00		
TRAVELLING EXPS A/C.	3,49,206.00		
HONORARIUM A/C.	2,55,500.00		
PRINTING & STATIONARY A/C.	1,10,018.00		
MERIT SCHOLARSHIP A/C.	99,200.00		
HOSTEL MAINTT. A/C.	72,500.00		
TELEPHONE CHARGE A/C.	61,486.00		
UNIFORM A/C.	47,160.00		
CONVEYANCE A/C.	40,180.00		
TRAINING & PLACEMENT A/C.	31,738.00		
D.O.C. A/C.	26,296.00		
SEMINAR & CONFRANCE A/C.	15,073.00		
POSTAGE CHARGE A/C.	11,786.00		
BANK CHARGE A/C.	10,452.85		
CAUTION MONEY A/C	8,72,500.00		
SWAKSHA BHARAT MISSION A/C	42,525.00		
DEPRECIATION	5,46,89,004.31		
SURPLUS OF INCOME OVER EXPENDITURE	-4,25,90,171.16		
	17,17,56,203.00		17,17,56,203.00

As per our Audit Report annexed

For U N Modi & Company Chartered Accountants

CA AJAY K MODI
 Finance & Accounts Office
B.I.E.T., JHANSI


For BUNDELKHAND INSTITUTE OF ENGINEERING AND TECHNOLOGY

DIRECTOR
 Bundelkhand Institute of Engineering & Technology
JHANSI-284128


Partner
 372, Shanti Complex, Civil Lines, Gwalior Road, Jhansi - 284001
 E-mail : unmodiandcompany@gmail.com, ajayca_modi@yahoo.co.in
 Phone : 0510-2442519, 9415031060, 9415030358, 9453030560
 FRN-003816C GSTIN - 09AABFU0084D1ZF

BUNDEKHAND INSTITUTE OF ENGINEERING AND TECHNOLOGY
KANPUR ROAD, JHANSI
ANNEXURE 'A' OF FIXED ASSET AS ON 31-MAR-2018

S. No.	Particulars	Category	Rate	Opening Balance	Addition More than 180 days	Deduction	Addition Less than 180 days	Sale/ Disposal	Total	Dep.	Cl. Balance
1	PHASE-I WORK										
	BOUNDARY WALL	Building	10%	26,52,831.00	-	-	-	-	26,52,831.00	2,65,283.10	23,87,547.90
	CONST. OF MAIN GATE	Building	10%	18,56,221.00	-	-	-	-	18,56,221.00	1,85,622.10	16,70,598.90
	EXTERNAL DEVELOPMENT	Building	10%	11,76,606.00	-	-	-	-	11,76,606.00	1,17,660.60	10,58,945.40
	SAKET BHAWAN	Building	10%	50,28,642.00	-	-	-	-	50,28,642.00	5,02,864.20	45,25,777.80
	TYPE 4A	Building	10%	19,68,300.00	-	-	-	-	19,68,300.00	1,96,830.00	17,71,470.00
	TYPE-5(DIRECTOR RESIDENCE)	Building	10%	3,52,886.00	-	-	-	-	3,52,886.00	35,288.60	3,17,597.40
	TYPE-I	Building	10%	1,51,632.00	-	-	-	-	1,51,632.00	15,163.20	1,36,468.80
	TYPE-II	Building	10%	3,03,993.00	-	-	-	-	3,03,993.00	30,399.30	2,73,593.70
	TYPE-III	Building	10%	61,20,788.00	-	-	-	-	61,20,788.00	6,12,078.80	55,08,709.20
	TUBE WELL-1	Building	10%	11,94,831.00	-	-	-	-	11,94,831.00	1,19,483.10	10,75,347.90
	WORK SHOP	Building	10%	62,10,351.00	-	-	-	-	62,10,351.00	6,21,035.10	55,89,315.90
	TOTAL			2,70,19,031.00	-	-	-	-	2,70,19,031.00	27,01,903.10	2,43,17,127.90
2	ASSETS (UP SEAT)										
	FURNITURE (UP SEAT)	Furniture & Fitting	10%	20,76,955.26	-	-	-	-	20,76,955.26	2,07,695.53	18,69,259.74
	ROAD CONSTRUCTION	Building	10%	1,22,06,286.76	-	-	-	-	1,22,06,286.76	12,20,628.68	1,09,85,658.08
	EQUIPMENTS	Plant & Machinery	15%	60,38,705.25	-	-	-	-	60,38,705.25	9,05,805.79	51,32,899.46
	EXTERNAL ELECTRICATIONS	Furniture & Fitting	10%	68,305.84	-	-	-	-	68,305.84	6,830.58	61,475.26
	HARTCULTURE TANK	Building	10%	34,385.47	-	-	-	-	34,385.47	3,438.55	30,946.92
	INTERNET(INSTITUTE SAVING)	Plant & Machinery	15%	6,14,125.00	-	-	-	-	6,14,125.00	92,118.75	5,22,006.25
	INTERNET SYSTEM	Plant & Machinery	15%	11,60,781.00	-	-	-	-	11,60,781.00	1,74,117.15	9,86,663.85
	TOTAL			2,21,99,544.59	-	-	-	-	2,21,99,544.59	28,10,635.02	1,93,88,909.57
3	OTHER ASSETS										
	ACCREDITATION ACCOUNTS	Plant & Machinery	15%	1,53,531.25	-	-	-	-	1,53,531.25	23,029.69	1,30,501.56
	BUS GARAGE	Building	10%	4,02,408.00	-	-	-	-	4,02,408.00	40,240.80	3,62,167.20
	CAD CAM LAB	Plant & Machinery	15%	17,24,758.09	-	-	-	-	17,24,758.09	2,88,713.71	14,36,044.38
	CIVIL ENGG. COMP. GRAPHIC	Plant & Machinery	15%	7,27,644.78	-	-	-	-	7,27,644.78	1,09,146.72	6,18,498.06
	COMPOSITE OF LINER	Plant & Machinery	15%	1,384.07	-	-	-	-	1,384.07	209.11	1,184.96
	COMPUTER	Computer	60%	1,27,024.00	-	-	-	-	1,27,024.00	76,214.40	50,809.60
	CREATION OF FBRE OPTICS	Plant & Machinery	15%	6,12,805.01	-	-	-	-	6,12,805.01	91,655.75	5,20,989.26
	DEVELOPMENT OF NEW APP.	Plant & Machinery	15%	1,73,794.82	-	-	-	-	1,73,794.82	26,058.24	1,47,736.58
	DIGITAL EPABX SYSTEMS	Plant & Machinery	15%	23,93,034.47	-	-	-	-	23,93,034.47	3,49,855.17	19,93,079.30
	ENERGY PARK	Plant & Machinery	15%	4,500.92	-	-	-	-	4,500.92	675.14	3,825.78
	EPABX	Plant & Machinery	15%	78,989.42	-	-	-	-	78,989.42	11,845.41	67,124.01
	EXTERNAL ELECTRICATIONS	Building	10%	86,98,319.24	-	-	-	-	86,98,319.24	8,69,831.92	78,28,487.31
	FAX	Plant & Machinery	15%	25,793.25	-	-	-	-	25,793.25	3,668.99	21,924.26
	FLUID LAB	Plant & Machinery	15%	3,393.04	-	-	-	-	3,393.04	508.96	2,884.08
	FURNITURE (OFFICE)	Furniture & Fitting	10%	62,56,665.91	-	-	-	-	62,56,665.91	6,25,666.59	56,31,000.32
	GUEST HOUSE	Building	10%	83,78,590.71	-	-	-	-	83,78,590.71	8,37,859.07	75,40,732.64
	GYM/STUDENT ACTIVITY CENTRE	Building	10%	1,98,05,728.00	-	-	-	-	1,98,05,728.00	19,80,572.80	1,78,251.20
	HOSTEL GENSET	Plant & Machinery	15%	15,54,147.72	-	-	-	-	15,54,147.72	2,33,122.18	13,21,025.54
	LAB. EQUIPMENT	Plant & Machinery	15%	2,20,47,707.94	-	-	-	-	2,20,47,707.94	33,07,156.19	1,87,40,551.75
	LAB FURNISHING	Furniture & Fitting	10%	6,56,100.00	-	-	-	-	6,56,100.00	65,610.00	5,90,490.00
	LAND	Land	0%	1,07,18,893.35	-	-	-	-	1,07,18,893.35	-	1,07,18,893.35
	MOBILE PHONE	Computer	60%	608.00	-	-	-	-	608.00	364.80	243.20
	MOD. DEV. OF PRODEGATION	Plant & Machinery	15%	50,778.92	-	-	-	-	50,778.92	7,616.84	43,162.08
	MOD. DEV. OF SERVER	Plant & Machinery	15%	6,63,368.57	-	-	-	-	6,63,368.57	99,505.29	5,63,863.28
	MODERN OF CONCRETE	Building	10%	13,77,026.51	-	-	-	-	13,77,026.51	1,37,702.65	12,39,323.86
	NEDA PARK	Building	10%	5,13,140.91	-	-	-	-	5,13,140.91	51,314.09	4,61,826.82
	PROCESS MODELING	Plant & Machinery	15%	8,24,640.91	-	-	-	-	8,24,640.91	1,23,696.14	7,00,944.78
	REMOTE SENSING	Plant & Machinery	15%	2,97,357.46	-	-	-	-	2,97,357.46	44,603.62	2,52,753.84
	SAC CONSTIT.	Plant & Machinery	15%	2,09,416.63	-	-	-	-	2,09,416.63	31,412.49	1,78,004.15
	SURVEY LAB	Building	10%	10,49,297.81	-	-	-	-	10,49,297.81	1,04,929.78	9,44,368.03
	TAPE TEE & DEPT.	Plant & Machinery	15%	2,14,946.21	-	-	-	-	2,14,946.21	32,241.93	1,82,704.28
	WATER PIPELINE	Building	10%	11,03,764.49	-	-	-	-	11,03,764.49	1,10,376.45	9,93,388.04
	TOTAL			9,05,89,938.52	-	-	-	-	9,05,89,938.52	96,35,014.70	8,09,54,923.83
4	PHASE-II WORK										
	ACADEMIC BLOCK	Building	10%	1,98,83,000.00	-	-	-	-	1,98,83,000.00	19,88,300.00	1,77,94,700.00



S. No.	Particulars	Category	Rate	Opening Balance	Addition More than 180 days	Deduction	Addition Less than 180 days	Sale/ Disposal	Total	Dep.	Cl. Balance
	ADM BLOCK	Building	10%	63,21,982.00	-	-	-	-	63,21,982.00	6,62,196.20	61,39,785.80
	BRANDAVAN BHAWAN	Building	10%	1,15,45,563.37	-	-	-	-	1,15,45,563.37	11,54,396.34	1,03,89,207.03
	CIVIL ENGG. BLOCK	Building	10%	1,01,49,869.92	-	-	-	-	1,01,49,869.92	10,14,869.99	91,34,882.92
	ELECTRONIC BLOCK	Building	10%	1,39,36,293.00	-	-	-	-	1,39,36,293.00	13,93,629.30	1,25,42,663.70
	HOSTEL (NEW SINGLE SEATED)	Building	10%	2,09,82,078.00	-	-	-	-	2,09,82,078.00	20,98,207.80	1,88,83,870.20
	MACHINICAL ENGG. BLOCK	Building	10%	1,16,27,550.00	-	-	-	-	1,16,27,550.00	11,62,755.00	1,04,64,795.00
	MAPPING NEIGHBOURHOOD	Building	10%	9,67,067.85	-	-	-	-	9,67,067.85	95,708.77	8,71,359.08
	MAPING THE C.E. DEPTT.	Building	10%	1,90,244.21	-	-	-	-	1,90,244.21	19,024.42	1,71,219.79
	MCD DEV. FLOW FIELD	Building	10%	5,597.99	-	-	-	-	5,597.99	559.80	5,038.19
	PANCHWATI BHAWAN	Building	10%	82,96,345.13	-	-	-	-	82,96,345.13	8,29,634.51	74,66,710.62
	PANCHWATI BHAWAN EXT. WORK	Building	10%	66,26,610.00	-	-	-	-	66,26,610.00	6,62,661.00	59,63,949.00
	PC II PROJECT	Building	10%	2,77,913.75	-	-	-	-	2,77,913.75	27,791.38	2,50,122.38
	RESIDENCE IInd (13 No.)	Building	10%	29,38,699.00	-	-	-	-	29,38,699.00	2,93,869.90	26,44,739.10
	RESIDENCE IInd (20 No.)	Building	10%	39,22,563.11	-	-	-	-	39,22,563.11	3,92,256.31	35,30,306.79
	RESIDENCE Ist (19 No.)	Building	10%	21,65,859.00	-	-	-	-	21,65,859.00	2,16,585.90	19,49,273.10
	RESIDENCE IV-C (8No.)	Building	10%	39,95,327.80	-	-	-	-	39,95,327.80	3,99,532.79	35,95,795.01
	RESIDENCE IV-A (32No.)	Building	10%	97,11,738.00	-	-	-	-	97,11,738.00	9,71,173.80	87,40,564.20
	SAKET BHAWAN EXT. WORK	Building	10%	26,97,300.00	-	-	-	-	26,97,300.00	2,69,730.00	24,27,570.00
	YASHODHARA BHAWAN	Building	10%	53,32,635.00	-	-	-	-	53,32,635.00	5,33,263.50	47,99,371.50
	TUBE & WATER SUPPLY	Building	10%	84,95,766.00	-	-	-	-	84,95,766.00	8,49,576.60	76,46,189.40
	TUBE WELL-II	Building	10%	4,00,767.75	-	-	-	-	4,00,767.75	40,076.78	3,60,690.98
	VEHICLES	Building	10%	38,70,711.31	-	-	-	-	38,70,711.31	3,87,071.13	34,83,640.18
	TOTAL			15,45,69,392.08	-	-	-	-	15,45,69,392.08	1,54,56,898.21	13,91,12,493.87
5	LIBRARY ASSETS										
	VIRTUAL CLASSROOM	Plant & Machinery	15%	3,71,325.15	-	-	-	-	3,71,325.15	55,686.77	3,15,638.38
	COMPUTERISATION OF LIBRARY	Plant & Machinery	15%	3,28,044.70	-	-	-	-	3,28,044.70	49,206.70	2,78,837.99
	LIBRARY BOOKS	Plant & Machinery	15%	39,68,803.22	-	-	-	-	39,68,803.22	5,96,320.48	33,73,482.74
	LIBRARY EQUIPMENTS	Plant & Machinery	15%	2,25,807.42	-	-	-	-	2,25,807.42	33,841.11	1,91,966.30
	MODERO OF LIBRARY EQUIPMENTS	Plant & Machinery	15%	5,31,393.46	-	-	-	-	5,31,393.46	78,709.02	4,52,684.44
	TOTAL			54,25,173.95	-	-	-	-	54,25,173.95	8,13,776.09	46,11,397.86
6	BOYS HOSTEL	Building	10%	8,02,95,950.00	-	-	-	-	8,02,95,950.00	80,23,555.00	7,22,72,395.00
7	LECTURAL HALL COMPLEX	Building	10%	2,79,84,978.84	-	-	-	-	2,79,84,978.84	20,99,497.98	2,58,85,480.86
8	CONSTR. OF VRANDAVAN HOSTEL	Building	10%	89,98,156.00	-	-	-	-	89,98,156.00	8,99,815.80	80,98,340.20
9	CONSTRUCTION OF COMMUNITY CENTRE	Building	10%	65,61,000.00	-	-	-	-	65,61,000.00	6,56,100.00	59,04,900.00
10	P.G.HOSTEL	Building	10%	1,34,80,223.00	-	-	-	-	1,34,80,223.00	13,48,023.30	1,21,32,199.70
11	P.G.HOSTEL (ACTE)	Building	10%	1,30,16,208.98	-	-	-	-	1,30,16,208.98	13,01,620.90	1,17,14,588.08
12	FURNITURE A/C	Furniture & Fitting	10%	14,10,168.01	-	-	-	-	14,10,168.01	1,41,016.80	12,69,151.21
13	CONSTIT OF KALPANA CHAWLA HOSTEL	Building	10%	81,53,239.00	-	-	-	-	81,53,239.00	8,15,823.90	73,37,415.10
14	EQUIPMENT A/C	Plant & Machinery	15%	41,53,003.41	-	-	-	-	41,53,003.41	6,27,460.51	35,25,542.90
15	LAND A/C	Land	0%	2,06,86,464.00	71,89,028.00	-	-	-	2,81,87,492.00	-	2,81,87,492.00
16	OFFICE EQUIPMENTS	Plant & Machinery	15%	33,87,173.50	1,59,088.00	-	-	-	35,46,261.50	5,65,285.48	29,80,976.02
17	RAMP A/C	Building	10%	31,35,285.00	-	-	4,86,350.00	-	36,21,635.00	34,63,348.03	1,58,286.97
18	RENOVATION OF TOILET A/C	Building	10%	50,10,300.00	-	-	-	-	50,10,300.00	5,01,030.00	45,09,270.00
19	SUB STATION ELE MAINT A/C	Building	10%	1,01,50,750.00	-	-	-	-	1,01,50,750.00	10,15,075.00	91,35,675.00
20	UTENSIL & CROKERY A/C	Furniture & Fitting	10%	93,873.80	-	-	-	-	93,873.80	9,387.38	84,486.42
21	VIRTUAL CLASS ROOM EQUIPMENT	Plant & Machinery	15%	14,14,231.28	-	-	41,30,000.00	-	55,44,231.28	5,21,884.69	50,22,346.59
22	VEHICLE (MARUTI CIAZ VXXH) CAR	Plant & Machinery	15%	6,45,667.65	-	-	-	-	6,45,667.65	66,650.15	5,79,017.50
23	WATER TANK A/C	Building	10%	45,78,750.00	-	-	-	-	45,78,750.00	4,57,875.00	41,20,875.00
24	CENTRAL LIB/PLACEMENT CELL	Building	10%	2,00,000.00	-	-	2,00,000.00	-	2,00,000.00	10,000.00	1,90,000.00
25	HOSTEL 100 SEATS	Building	10%	2,50,000.00	-	-	2,50,000.00	-	2,50,000.00	25,000.00	2,25,000.00
26	HOSTEL 144 SEATS	Building	10%	88,96,000.00	-	-	88,96,000.00	-	88,96,000.00	4,89,900.00	84,06,100.00
27	RENOVATION OF LAB	Building	10%	1,32,07,271.00	12,20,279.00	-	-	-	1,44,27,550.00	7,21,377.50	1,37,06,172.50
28	FURNITURE (T & P)	Furniture & Fitting	10%	3,05,374.00	-	-	-	-	3,05,374.00	15,268.70	2,90,105.30
29	RESIDENCE OF TYPE III CONST	Building	10%	6,67,000.00	-	-	6,67,000.00	-	6,67,000.00	6,63,950.00	3,030.00
30	ERP Software	Software	25%	22,32,120.00	22,32,120.00	-	-	-	44,64,240.00	5,56,030.00	39,08,210.00
	NET TOTAL			50,61,93,201.62	1,08,09,615.00	-	7,25,73,716.00	-	59,95,78,492.62	5,46,69,004.31	53,49,09,488.31



BUNDELKHAND INSTITUTE OF ENGINEERING AND TECHNOLOGY
KANPUR ROAD, JHANSI
SCHEDULES TO BALANCE SHEETS

INVESTMENTS


FDR A/C.	19,63,44,599.00
NET TEQIP II ASSETS	
	<u>19,63,44,599.00</u>

BANK ACCOUNTS

CBI BANK A/C. NO. 1643008740	3,19,77,951.06
CBI Bank A/c No-1643009197	42,92,390.56
CENTRAL BANK OF INDIA -1643010782(1515)	40,03,992.00
PNB A/C. -4602002100001185	5,21,829.00
	<u>4,07,96,162.62</u>

CAPITAL ACCOUNT

OPENING CAPITAL	57,09,07,029.95
INTRODUCTION OF CONSULTANCY ACCOUNTS	4,07,54,094.56
RESERVE & SURPLUS A/C.	13,40,24,818.22
TEQIP-II FUND	
CAPITAL GRANT IN AID	6,85,01,000.00
SURPLUS OF INCOME OVER EXPENDITURE	-4,25,90,171.16
	<u>77,15,96,771.57</u>



CURRENT LIABILITIES

ACCREDITION ACCOUNT	9,00,000.00
A MULTY OBJECT SUPP. A/C.	55,836.00
BANK LOAN A/C.	10,823.00
BHEL SCHOLARSHIP A/C.	12,000.00
BOUNDRY WALL COMPENSATION	1,72,403.00
BUNDELA SCHOLARSHIP	10,000.00
CIVIL ENGG. TRAINING A/C.	11,677.00
CMC SECURITY	500.00
CPMT 2012	51,200.00
C.S.I.R. A/C. (CIVIL)	66,066.50
DISK EXPS A/C.	13,641.00
EARNEST MONEY A/C.	13,68,107.00
G.I.S. A/C.	-700.00
GPF A/C.	1,26,084.00
GPF ADV. A/C.	-30,000.00
IGNOU	27,500.00
INCOME TAX A/C. (SUPPLIERS)	1,229.00
LIBRARY SECURITY	1,000.00
LIC A/C.	943.00
MEDAL	10,000.00
MERIT SCHOLARSHIP	36,900.00
MESS BILLS	4,608.00
NATIONAL HANDICAPPED SCHOLARSHIP A/C.	43,676.00
N.P.S. A/C.	-19,526.00
NSC A/C	21,705.00
PMKVY TI A/C.	14,580.00
PROVISION FOR CA AUDIT FEES	35,400.00
RKSM SCHOLARSHIP A/C.	31,337.16
SECURITY A/C.	9,550.00
TELEPHONE SECURITY A/C.	7,550.00
TRADE TAX A/C.	-611.00
UNIVERSITY REFRESHER COURSE	91,845.00
UNIVERSITY REMUNERATION	11,180.00
	<u>30,96,503.66</u>

